



jQuery Mobile

Basic Features of JQuery Mobile:

General simplicity and flexibility :

- Develop pages primarily using markup driven with minimal or no JavaScript.
- Use advanced JavaScript and events.
- Use a single HTML document with multiple embedded pages.
- Break your application into multiple pages.

Progressive enhancement and graceful degradation .

While JQuery Mobile leverages the latest HTML5, CSS 3, and JavaScript, not all mobile devices provide such support. JQuery Mobile philosophy is to support both high-end and less capable devices, such as those without JavaScript support, and still provide the best possible experience.

Support for touch and other input methods.

JQuery Mobile provides support for different input methods and events: touch, mouse, and cursor focus-based user input methods.

Accessibility .

JQuery Mobile is designed with accessibility in mind. It has support for accessible Rich Internet Applications (WAI-ARIA) to help make web pages accessible for visitors with disabilities using assistive technologies.

Lightweight and modular .

The framework is lightweight with an overall size (minified and gzipped for Version 1.0.1) of 24KB for the JavaScript library, 7KB for the CSS, plus some icons.

Theming .

The framework also provides a theme system that allows you to define your own application styling. With the new ThemeRoller application you can easily create your own themes.

Creating Basic application using JQuery Mobile:



Creating Page Footer:



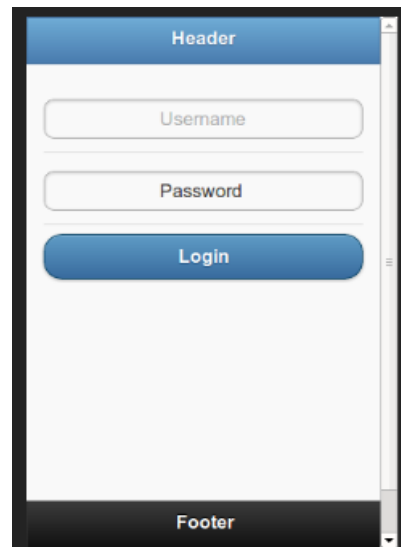
Creating Button:




Creating List View:

Inbox	12	➤
Outbox	0	➤
Drafts	4	➤
Sent	328	➤
Trash	62	➤

Basic Login Window:



An Example on JQuery Mobile:



Some sample code snippet for the above screen:

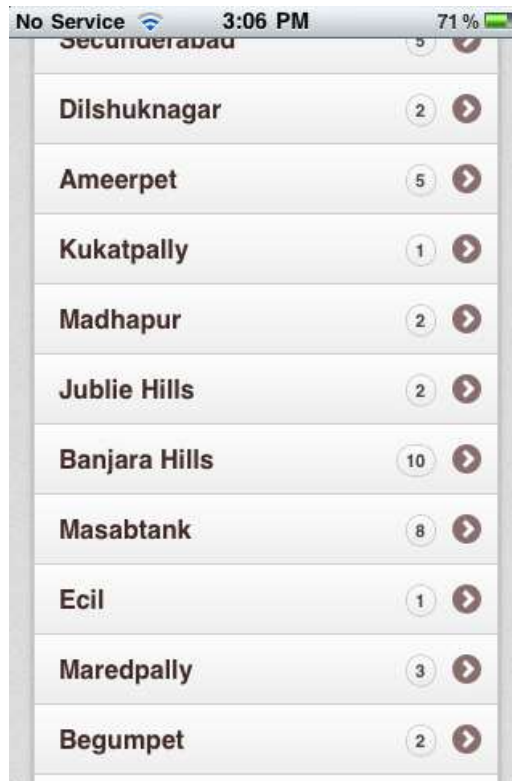
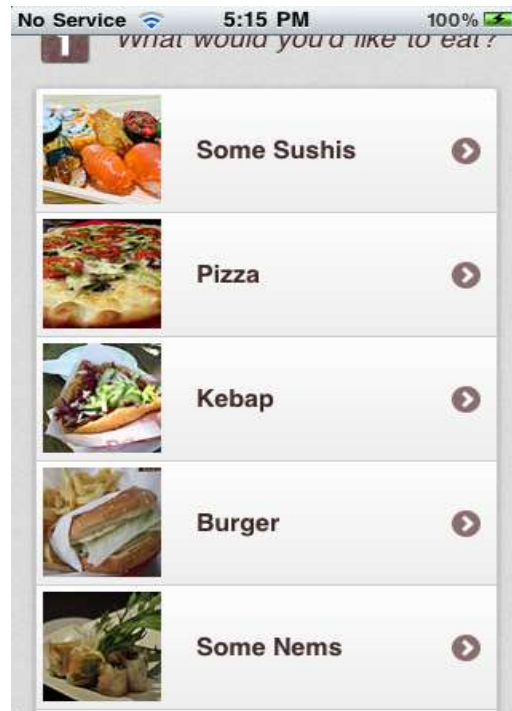
```

<!DOCTYPE html>

<html>
<head>
  <meta charset="UTF-8">
    <title>Restaurant Picker</title>
    <meta name="viewport" content="width=device-width, initial-scale=1">
    <link rel="stylesheet" href="jQuery.mobile.structure-1.0.1.css" />
    <link rel="apple-touch-icon" href="images/launch_icon_57.png" />
    <link rel="apple-touch-icon" sizes="72x72" href="images/launch_icon_72.png" />
    <link rel="apple-touch-icon" sizes="114x114" href="images/launch_icon_114.png" />
    <link rel="stylesheet" href="jQuery.mobile-1.0.1.css" />
    <link rel="stylesheet" href="custom.css" />
    <script src="js/JQuery-1.7.1.min.js"></script>
    <script src="js/JQuery.mobile-1.0.1.min.js"></script>
  </head>

  <body>
    <div data-role="page" id="home" data-theme="c" data-content-theme="b">
      <div data-role="content">
        <div id="branding">
          </div>
        <div class="choice_list">
          <h1>What would you'd like to eat? </h1>
          <ul data-role="listview" data-inset="true" >
            <li><a href="choose_town.html" data-transition="slidedown"><h3>Some Sushis</h3></a></li>
            <li><a href="choose_town.html" data-transition="slidedown"><h3> Pizza </h3></a></li>
            <li><a href="choose_town.html" data-transition="slidedown"><h3> Kebab</h3></a></li>
            <li><a href="choose_town.html" data-transition="slidedown"><h3> Burger</h3></a></li>
            <li><a href="choose_town.html" data-transition="slidedown"><h3> Some Nems </h3></a></li>
            <li><a href="choose_town.html" data-transition="slidedown"><h3>Hyderabadi<br/>biryani</h3></a></li>
            <li><a><h3>Desserts</h3></a></li>
          </ul>
        </div>
      </div></div><!-- /page -->
    </body></html>

```



Sample Code Snippet for above image:

```
<!DOCTYPE html>
```

```
<html>
```

```
<head>
```

```
  <meta charset="UTF-8">
```

```
  <title>Resto Pick</title>
```

```
  <meta name="viewport" content="width=device-width, initial-scale=1">
```

```
  <link rel="stylesheet" href="jQuery.mobile.structure-1.0.1.css" />
```

```
  <link rel="apple-touch-icon" href="images/launch_icon_57.png" />
```

```
  <link rel="apple-touch-icon" sizes="72x72" href="images/launch_icon_72.png" />
```

```
  <link rel="apple-touch-icon" sizes="114x114" href="images/launch_icon_114.png" />
```

```
  <link rel="stylesheet" href="jQuery.mobile-1.0.1.css" />
```

```
  <link rel="stylesheet" href="custom.css" />
```

```
  <script src="js/JQuery-1.7.1.min.js"></script>
```

```
  <script src="js/JQuery.mobile-1.0.1.min.js"></script>
```

```
</head>
```

```
<body>
```

```
  <div id="choisir_ville" data-role="page" data-add-back-btn="true" data-content-theme="b">
```

```
    <div data-role="header">
```

```
      <h1>Resto Pick</h1>
```

```
    </div>
```

```
    <div data-role="content">
```

```
      <div class="choice_list">
```

```
        <h1>In which Place do you want to eat? </h1>
```

```
        <ul data-role="listview" data-inset="true" data-filter="true" >
```

```
          <li><a href="choose_restaurant.html" data-transition="slidedown">Secunderabad <span class="ui-li-count"> 5 </span></a></li>
```

```
          <li><a href="choose_restaurant.html" data-transition="slidedown">Dilshuknagar <span class="ui-li-count"> 2 </span></a></li>
```

```
          <li><a href="choose_restaurant.html" data-transition="slidedown"> Ameerpet <span class="ui-li-count"> 5 </span></a></li>
```

```
          <li><a href="choose_restaurant.html" data-transition="slidedown">Kukatpally <span class="ui-li-count"> 1 </span></a></li>
```

```
          <li><a href="choose_restaurant.html" data-transition="slidedown">Madhapur <span class="ui-li-count"> 2 </span></a></li>
```

```
          <li><a href="choose_restaurant.html" data-transition="slidedown">Jublie Hills <span class="ui-li-count"> 2 </span></a></li>
```

```
          <li><a href="choose_restaurant.html" data-transition="slidedown">Banjara Hills <span class="ui-li-count"> 10 </span></a></li>
```

```
          <li><a href="choose_restaurant.html" data-transition="slidedown">Masabtank <span class="ui-li-count"> 8 </span></a></li>
```

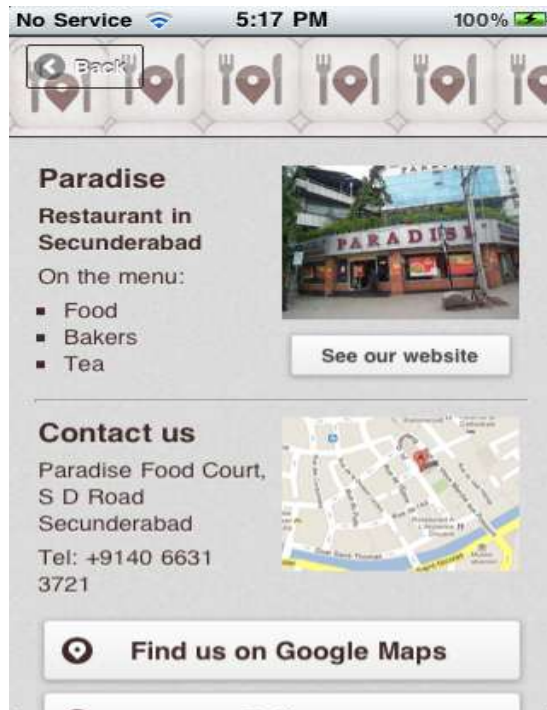
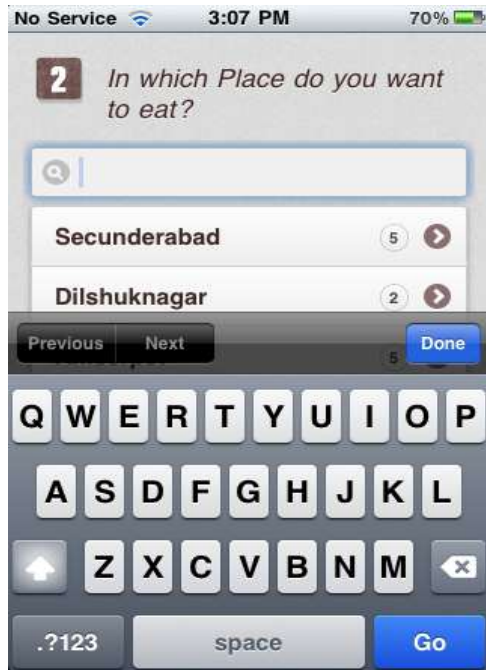
```
          <li><a href="choose_restaurant.html" data-transition="slidedown">Ecil <span class="ui-li-count"> 1 </span></a></li>
```

```
          <li><a href="choose_restaurant.html" data-transition="slidedown">Maredpally <span class="ui-li-count"> 3 </span></a></li>
```



```
<li><a href="choose_restaurant.html" data-transition="slidedown">Begumpet <span class="ui-li-count" > 2 </span></a></li>
<li><a href="choose_restaurant.html" data-transition="slidedown">Punjagutta <span class="ui-li-count" > 4 </span></a></li>
<li><a href="choose_restaurant.html" data-transition="slidedown">Kairthabad <span class="ui-li-count" > 6 </span></a></li>
<li><a href="choose_restaurant.html" data-transition="slidedown">Uppal <span class="ui-li-count" > 2 </span></a></li>
<li><a href="choose_restaurant.html" data-transition="slidedown">Nagol <span class="ui-li-count" > 1 </span></a></li>
<li><a href="choose_restaurant.html" data-transition="slidedown">LB Nagar <span class="ui-li-count" > 5 </span></a></li>
<li><a href="choose_restaurant.html" data-transition="slidedown">Tarnaka <span class="ui-li-count" > 1 </span></a></li>
<li><a href="choose_restaurant.html" data-transition="slidedown">Habsiguda <span class="ui-li-count" > 3 </span></a></li>
<li><a href="choose_restaurant.html" data-transition="slidedown">Nacharam <span class="ui-li-count" > 8 </span></a></li>
<li><a href="choose_restaurant.html" data-transition="slidedown">Kothapet <span class="ui-li-count" > 5 </span></a></li>
<li><a href="choose_restaurant.html" data-transition="slidedown">Malakpet <span class="ui-li-count" > 3 </span></a></li>
<li><a href="choose_restaurant.html" data-transition="slidedown">Afzal Gunj <span class="ui-li-count" > 5 </span></a></li>
<li><a href="choose_restaurant.html" data-transition="slidedown">Lakadi ka pool <span class="ui-li-count" > 2 </span></a></li>
</ul>
</div>
</div>
```

```
</div><!-- /page -->
</body>
</html>
```



Sample code snippet for above screen:

```

<!DOCTYPE html>
<html>
<head>
  <meta charset="UTF-8">
  <title>Restaurant Picker</title>
  <meta name="viewport" content="width=device-width, initial-scale=1">
  <link rel="stylesheet" href="jQuery.mobile.structure-1.0.1.css" />
  <link rel="apple-touch-icon" href="images/launch_icon_57.png" />
  <link rel="apple-touch-icon" sizes="72x72" href="images/launch_icon_72.png" />
  <link rel="apple-touch-icon" sizes="114x114" href="images/launch_icon_114.png" />
  <link rel="stylesheet" href="jQuery.mobile-1.0.1.css" />
  <link rel="stylesheet" href="custom.css" />
  <script src="js/JQuery-1.7.1.min.js"></script>
  <script src="js/JQuery.mobile-1.0.1.min.js"></script>
</head>
<body>
  <div id="restau" data-role="page" data-add-back-btn="true">
    <div data-role="header">
      <h1>Resto Pick</h1>
    </div>
    <div data-role="content">
      <div class="ui-grid-a" id="restau_infos">
        <div class="ui-block-a">
          <h1>Paradise</h1>
          <p><strong> Restaurant in Secunderabad</strong></p>
          <p> On the menu: </p>
          <ul>
            <li> Food</li>
            <li> Bakers</li>
            <li> Tea </li>
          </ul>
        </div>
        <div class="ui-block-b">
          <p></p>
          <p><a href="http://paradisefoodcourt.com/" rel="external" data-role="button"> See our
            website</a></p>
        </div>
      </div><!-- /grid-a -->
    </div>
    <hr/>
    <div class="ui-grid-a" id="contact_infos">
      <div class="ui-block-a">
        <h2> Contact us</h2>
        <p>Paradise Food Court, S D Road<br/>

```

```

Secunderabad</p>
<p> Tel: +9140 66313721 </p>
</div>
<div class="ui-block-b">

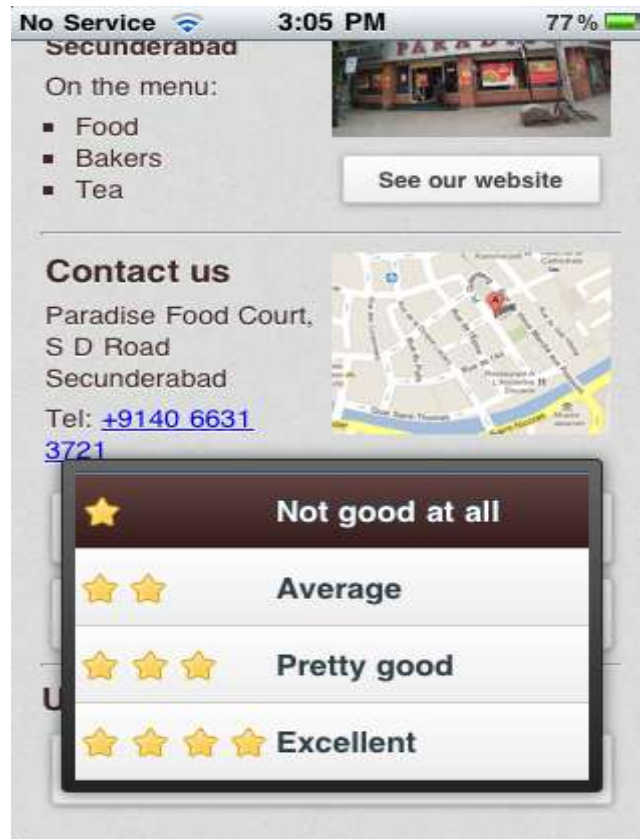
</div>
</div><!-- /grid-a -->
<div id="contact_buttons">
<a href="#" data-role="button" data-icon="maps"> Find us on Google Maps </a>
<a href="tel:914066313721" data-role="button" data-icon="tel"> Call us </a>
</div>
<hr/>
<div id="notation">
<form>
<label for="select-choice-0" class="select"><h2> User rating </h2></label>
<select name="note_utilisateur" id="note_utilisateur" data-native-menu="false" data-theme="c" >
  <option value="one" class="one"> Not good at all </option>
  <option value="two" class="two"> Average </option>
  <option value="three" class="three"> Pretty good </option>
  <option value="four" class="four"> Excellent </option>
</select>
</form>
</div>

<script type="text/javascript">
  $( '#restau' ).live( 'pageinit', function(event){
    var SelectedOptionClass = $('option:selected').attr('class');
    $('div.ui-select').addClass(SelectedOptionClass);
    $('#note_utilisateur').live('change', function(){
      $('div.ui-select').removeClass(SelectedOptionClass);
      SelectedOptionClass = $('option:selected').attr('class');
      $('div.ui-select').addClass(SelectedOptionClass);
    });
  });
</script>

</div>

</div><!-- /page -->
</body>
</html>

```



How to optimize the speed in JQTouch:

For Iphone:

1. Performance of application is good when we use tap. Tap is the default event for safari based applications.
2. Changes in swipe events and removal of unnecessary code.

For Android:

1. Performance of application is good when we use click event.
2. Removal of unwanted code.

About Ray Business Technologies Pvt. Ltd.

RayBusiness Technologies, www.raybiztech.com, is a leading IT Services and Solutions Provider to Fortune 500 enterprises worldwide. Raybiztech is partnered with top technology companies and is a Member of NASSCOM. Having offices worldwide, Raybiztech has matured systems and processes, working on diversified technologies and develops turnkey solutions.

Contact us

Ray Business Technologies Pvt Ltd

India

Ray Business Technologies Pvt. Ltd.
Plot No. 204, Block B, Kavuri Hills,
Next to IGNOU, Madhapur, Hyderabad - 500033
Tel: +91 - 40 - 2311 8011 / 22
Email: info@raybiztech.com

USA

19720 Ventura Blvd., Suite 325
Woodland Hills, CA 91364
USA Direct: 786-600-1743
Email: usa@Raybiztech.com

Visit us: www.raybiztech.com